



**TECHNICAL MANUAL  
For DIRECT EXPANSION  
DXT Evaporators.**

This manual provides technical and installation information for **DXT Evaporators**:

**INDOOR UNIT**                      **567 series direct expansion DXT Evaporator.**

<b>INDEX</b>		<b>PAGE</b>
<b>GENERAL</b>	Part numbers, Unit features/accessories Specification	2 - 3 4
<b>SELECTION</b>	Dimensional & Pipe Connections Weight Information & Acoustic Data Technical Information	5 6 7 - 9
<b>ELECTRICAL</b>	Electrical data	10
<b>UNIT INSTALLATION</b>	DXT Installation Remote Control  Troubleshoot	11 - 13 14 - 15  16
<b>DIAGRAMS</b>	Wiring Diagram	17

TEV Ltd., Armytage Road, Brighouse, West Yorkshire HD6 1QF, UK.  
Tel: +44 (0) 1484 405600 Fax: +44 (0) 1484 405620  
Email: sales@marstair.com

# DXT DIRECT EXPANSION DUCTED Evaporators

## Wall Mounted Unit (Ceiling Mounted Option) – Cased Units

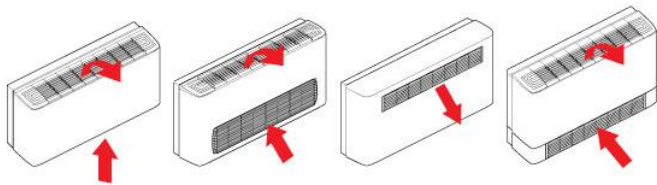
DXT EVAPORATOR  
Cased Unit

INDOOR UNIT		
MODEL NO	PART NO.	TOTAL COOLING kW
1*	5670001*	0.8
2*	5670002*	1.5
4*	5670004*	2.3
6*	5670006*	3.3
7*	5670007*	3.9
9*	5670009*	5.7
10*	5670010*	6.3
12*	5670012*	8.0

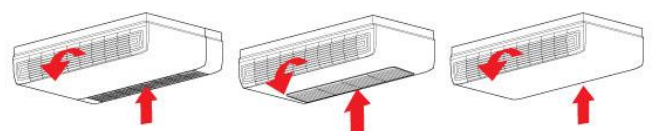
\*Cooling capacities based on 21°C air on, R407C 2.5°C evaporating and maximum speed

\* See diagram for cased unit number ending in 0, 5, 8, 1, 4, 9.

Vertical Cased Units



Horizontal Cased Units



### Indoor Unit Accessories

DESCRIPTION	DXT	PART NO.	
Electric Heater	1.0kW	20	40905044
	1.0kW	40	40905045
	2.0kW	60 - 70	40905046
	3.0kW	90	40905047
	3.0kW	100	40905049
	4.0kW	120	40905050
Condensate Pump	Horizontal	10 - 60	40905016
	Horizontal	70 - 120	40905017
	Vertical	10 - 60	40905018
	Vertical	70 - 120	40905019
Fitted TEV		N/A	
Thermostat with Dial	ALL	97200211	
Thermostat with Digital Display	ALL	485232	
Return Air Sensor Kit	ALL	97200212	
Cable (For wired control)	100m Roll	ALL	00526116S
Master Slave Box	ALL	55600414	

# DXT DIRECT EXPANSION DUCTED Evaporators

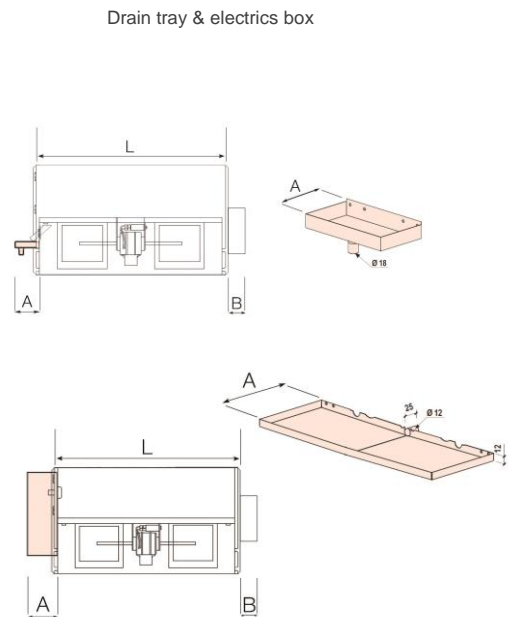
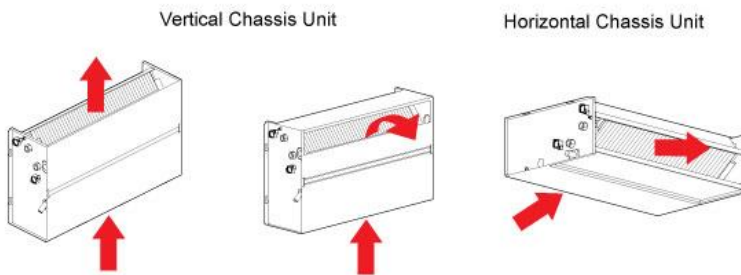
## Wall Mounted Unit (Ceiling Mounted Option) – Chassis Units

DXT EVAPORATOR  
Chassis Unit

INDOOR UNIT		
MODEL NO	PART NO.	TOTAL COOLING kW
1*	5670001*	0.8
2*	5670002*	1.5
4*	5670004*	2.3
6*	5670006*	3.3
7*	5670007*	3.9
9*	5670009*	5.7
10*	5670010*	6.3
12*	5670012*	8.0

\*Cooling capacities based on 21°C air on, R407C 2.5°C evaporating and maximum speed

\* See diagram for chassis unit number ending in 2, 3, & 7.



### Indoor Unit Accessories

DESCRIPTION		DXT	PART NO.
Electric Heater	1.0kW	20	40905044
	1.0kW	40	40905045
	2.0kW	60 - 70	40905046
	3.0kW	90	40905047
	3.0kW	100	40905049
	4.0kW	120	40905050
Condensate Pump	Horizontal	10 - 60	40905016
	Horizontal	70 - 120	40905017
	Vertical	10 - 60	40905018
	Vertical	70 - 120	40905019
Fitted TEV			N/A
Thermostat with Dial		ALL	97200211
Thermostat with Digital Display		ALL	485232
Return Air Sensor Kit		ALL	97200212
Cable (For wired control)	100m Roll	ALL	00526116S
Master Slave Box		ALL	55600414

# SPECIFICATION

## CABINET

The optional outer cabinet is a single piece, hot dipped galvanised sheet steel wrap around section PVC pre-coated to ensure high resistance to corrosion. The standard colour is RAL9016 White. Cabinets are fitted as standard with 100mm wide ABS moulded grilles in light grey (RAL7035). Nylon discharge grilles are fitted to units with electric heaters.

## FANS

Units may be fitted with AC or EC/DC fan motor assemblies.

AC motors are totally enclosed multi speed, split capacitor start, thermally protected type and have sealed for life bearings. A multi-tap transformer is fitted for speed selection. Motors will be single or double shafted depending upon unit size and are mounted in a cradle with resilient rubber mounts to prevent noise and vibration. Fans are forward curved double inlet centrifugal type with fully balanced aluminium impellers fitted to the motor shaft(s). Fan scrolls are manufactured from galvanised steel and are mounted directly onto the fan plate.

EC/DC fan motor assemblies comprise direct drive, forward curved centrifugal fans with electronically commutated motors; fan scrolls are manufactured from galvanised sheet steel and are fitted with aluminium impellers. EC fan motor assemblies provide a variable speed option of 0-100% control via an additional potentiometer fitted to the unit or a 0-10V output from a specified controller

## CHASSIS

Manufactured from galvanised sheet steel with sufficient strengthening folds and forms to give a robust, vibration free assembly. The chassis is riveted and spot welded for rigidity.

## FILTERS

Filters are manufactured from EU2 or EU3 continuous filament fire resistant media fitted within an aluminium frame and supported by a fine mesh.

## COILS

Cooling coils are manufactured from seamless copper tube, mechanically expanded onto aluminium fins having die formed collars to maximise contact and optimise heat transfer.

## ACCESS

Access to filters is from the front or bottom of the unit depending upon the configuration. Coils and fans are accessed by removal of a single panel on the chassis unit and by removal of the cabinet on the cases unit.

## DUCTING

Chassis units may be fitted with a spigot suitable for connection to either a rectangular spigot or multiple circular spigots of 160mm or 200mm Ø on inlet and discharge.

## INSULATION

Units are lined with a CFC & HFC free class 'O' open cell expanded foam insulation for thermal and acoustic performance with a maximum thermal conductivity of 0.045 W/mk. Adhesive backing is a light and ageing resistant synthetic resin with high temperature resistance.

## EC/DC MOTORS

In these days of increasing energy costs and climate change it is incumbent on all of us that the most efficient and cost effective solutions are employed in every design. One of the tools available to the designer to reduce energy consumption is to use electronically commutated, direct current (ec/dc) motors. Not only do these motors use substantially less energy than their ac counterparts, they are also infinitely speed controllable. This latter feature enables the motor speed to be adjusted with relationship to occupancy and temperature and ensures that, for the majority of their operation, they are running at the minimum speed required for correct comfort conditions. The net effect is to further substantially reduce energy use and hence running cost when compared to the ac counterpart.

### Typical Comparative Figures per Fan

	ac Motor	ec/dc Motor
Power input, speed 3 @ 30Pa	118W	50W
Specific Fan Power	0.75	0.31

Ec/dc motors are available as an option on all Marstair fan coils.

Marstair include in the package all filters required to ensure compliance with European regulations relating to electromagnetic emissions.

## DIMENSIONAL INFORMATION

Chassis Version	DXT Unit Model	DXT Unit Size							
		10	20	40	60	70	90	100	120
Chassis Versions 2 & 7	Length (mm) L	420	620	820	1020	1020	1220	1385	1685
	Length (mm) A	102	102	102	102	102	102	130	130
	Length (mm) B	100	100	100	100	100	100	100	100
	Length + A + B (mm)	622	822	1022	1222	1222	1422	1610	1910
	Height (mm)	460	460	460	460	565	565	585	585
	Depth (mm)	220	220	220	220	220	220	252	252
Chassis Versions 3	Length (mm) L	420	620	820	1020	1020	1220	1385	1685
	Length (mm) A	130	130	130	130	160	160	160	160
	Length (mm) B	100	100	100	100	100	100	100	100
	Length + A + B (mm)	650	850	1050	1250	1280	1480	1640	1940
	Height (mm)	460	460	460	460	565	565	585	585
	Depth (mm)	220	220	220	220	220	220	252	252
Cased Versions 0 & 9	Length (mm)	660	860	1060	1260	1260	1460	1660	1960
	Height (mm)	480	480	480	480	585	585	602	602
	Depth (mm)	225	225	225	225	225	225	257	257
Cased Versions 1 & 8	Length (mm)	660	860	1060	1260	1260	1460	1660	1960
	Height (mm)	610	610	610	610	715	715	735	735
	Depth (mm)	225	225	225	225	225	225	257	257
Cased Versions 4 & 5	Length (mm)	660	860	1060	1260	1260	1460	1660	1960
	Height (mm)	480	480	480	480	585	585	602	602
	Depth (mm)	225	225	225	225	225	225	257	257
Cased Version 6	Length (mm)	659	859	1059	1259	1259	1459	-	-
	Height (mm)	476	476	476	476	581	581	-	-
	Depth (mm)	227	227	227	227	227	227	-	-

For diagrams see page 3.

## PIPE CONNECTIONS

DXT	MODEL SIZE								
	10	20	40	60	70	90	100	110	120
Expansion	3/8"	3/8"	3/8"	3/8"	1/2"	1/2"	1/2"	1/2"	1/2"
Suction	3/8"	3/8"	3/8"	1/2"	5/8"	5/8"	5/8"	5/8"	5/8"

## Weights Information

Unit Version	DXT Unit Size															
	10		20		40		60		70		90		100		120	
	Weights / Kg															
	Unpacked	Packed	Unpacked	Packed	Unpacked	Packed	Unpacked	Packed	Unpacked	Packed	Unpacked	Packed	Unpacked	Packed	Unpacked	Packed
Chassis Version 2	11.0	12.1	14.5	16.0	18.7	20.4	22.2	24.3	26.0	28.3	32.5	35.2	43.5	47.3	51.5	55.5
Chassis Version 7	11.5	12.6	15.0	16.5	19.2	20.9	23.2	25.3	26.5	28.8	33.0	35.7	44.5	48.3	53.0	57.0
Chassis Version 3	11.0	12.1	14.5	16.0	18.7	20.4	22.2	24.3	26.0	28.3	32.5	35.2	43.0	46.8	51.0	55.0
Cased Version 0	14.1	15.1	17.2	18.7	22.0	23.7	25.9	28.0	30.7	33.0	36.3	39.0	47.5	51.3	56.0	60.0
Cased Version 9	14.7	15.8	18.2	19.7	23.3	25.0	27.6	29.7	32.9	35.2	39.0	41.7	51.0	54.8	60.0	64.0
Cased Version 1	15.2	16.3	19.9	21.4	25.2	26.9	29.6	31.7	34.9	37.2	41.2	43.9	53.0	56.8	62.5	66.5
Cased Version 8	15.6	16.7	18.9	20.4	23.9	25.6	27.9	30.0	32.7	35.0	38.5	41.2	50.0	53.8	59.0	63.5
Cased Version 4	14.5	15.6	18.0	19.5	23.0	24.7	27.2	29.3	32.5	34.8	38.5	41.2	51.0	54.8	60.0	64.0
Cased Version 5	13.9	15.0	17.0	18.5	21.7	23.4	25.5	27.6	30.3	32.6	35.8	38.5	47.5	51.3	56.0	60.0
Cased Version 6	14.1	15.1	17.2	18.7	22.0	23.7	25.9	28.0	30.7	33.0	36.3	39.0	-	-	-	-

## Acoustic Data and N.R. Guide

All sound data ascertained at 0Pa. external resistance Sound Power Level (SWL) dB ref. 10<sup>-12</sup> W

MODEL	Spd	Factory Default Speed Settings	FREQUENCY (Hz)						Technical Sound Power dR(A)	N.R Guide	
			125	250	500	1000	2000	4000			8000
DXT 10	1		33.7	32.7	32.2	24	21.4	14.5	5.6	32	17
	2	Min	33	34.7	32.7	25.9	22.5	14.8	5.8	33	20
	3		36	37.6	37.1	30.6	25	17.6	6.9	37	23
	4	Med	37.9	41	41	35.4	29.5	21.1	8.8	41	28
	5	Max	42.1	45.1	45.5	40.8	35.6	27.7	16.1	46	33
	6		46.6	49.4	50.2	45.9	41.9	34.8	24.5	51	36
DXT 20	1		29.2	34.8	31.9	23.5	19.6	14.7	10.1	32	19
	2	Min	33.1	37.8	36	28.8	23.7	17	11.5	36	24
	3	Med	36.9	40.9	40	33.6	28.5	20.9	13.7	40	28
	4	Max	40.2	43.9	43.9	28	33.5	25.2	16.9	44	32
	5		44.7	48.3	48.7	43	39.8	32.2	25.2	49	36
	6		48.8	51.9	51.9	46.9	45.6	37.7	29.9	53	39
DXT 40	1		31.4	33.4	28.6	20.7	21.6	13.6	13	30	16
	2	Min	32.7	35.5	32.7	25	22.1	14	12.3	33	20
	3	Med	38.2	40.9	39.8	34.3	27.8	18.3	13.8	40	27
	4		41.8	44.1	43.5	38.9	32.4	23.3	16.5	44	31
	5	Max	44.5	46.5	46.2	42.2	36	28.1	19.3	47	33
	6		48.2	50.2	50.1	46.2	40.7	34	26.8	50	36
DXT 60	1		32.3	36.2	32.5	23.3	26.2	22.1	20.9	34	21
	2	Min	36.6	40	37.6	28.9	28.2	24	23.3	38	25
	3		40.5	43.8	41.9	34.3	30.3	25	23.8	42	30
	4	Med	45.1	48	47	40.6	35.2	28	25.2	47	34
	5	Max	50	52.2	51.8	46.2	40.9	33.5	29.6	52	39
	6		54.4	56.6	56.3	51.4	47.3	40.5	32.7	57	43
DXT 70	1		34.5	37.2	33.1	26.2	25.3	22.5	19.6	36	19
	2		35.4	40.3	37.1	29.7	27.5	24.2	21.6	38	22
	3	Min	39.7	43.3	41.4	34.5	31.2	26.1	22.3	42	29
	4	Med	43.1	46.9	46	39.8	36.3	28.3	24.8	46	33
	5	Max	48.5	51.3	51.3	45.6	42.4	34.5	27	52	39
	6		53.2	56.2	55.8	51.1	48.6	41.8	32.9	57	43
DXT 90	1	Min	48	50.1	50.7	45	41.3	36.2	29.8	51	38
	2		50.7	53.4	54.5	49.1	45.8	40.6	33.4	55	42
	3	Med	53.4	56.2	57	52.4	49.4	44.6	37.6	58	44
	4		55.9	59.1	59.6	55.4	52.7	48.2	42.1	61	46
	5	Max	58.8	61.9	62.4	58.4	55.9	51.7	46.4	64	51
	6		61.3	65	65	61.6	59.2	55.3	50.8	67	52
DXT 100	1		52.3	53.5	50.8	46.7	40.6	31.9	28.3	52	38
	2	Min	54.7	56.2	53.8	50.1	44.1	35.3	28.5	55	41
	3	Med	56.7	57.8	55.5	52.2	46.8	38.6	30.9	57	43
	4		59.5	60.7	58.1	55.2	50.3	42.9	38.1	60	46
	5	Max	62.1	63.5	60.7	58.3	53.8	46.9	39.9	63	49
	6		63.3	65.7	62.5	60.2	56.1	49.7	43	65	51
DXT 120	1		52.8	51.1	47.5	43.5	36.7	29.4	25.7	49	35
	2	Min	54.7	52.9	49.6	45.4	39.4	31.3	26.2	51	37
	3		60.7	60.2	57.1	53.8	49.2	41.6	33.8	59	44
	4	Med	62.4	62.2	58.9	55.9	51.6	44.7	37.8	61	46
	5	Max	66.8	66.9	63.2	61.1	57.3	51.5	45.4	66	51

# R407C

	MODEL	AIR ON °C	HUMIDITY % RH	EVAPORATING TEMPERATURE °C									
				0		2.5		5		7.5		10	
				TOTAL	SENS	TOTAL	SENS	TOTAL	SENS	TOTAL	SENS	TOTAL	SENS
SPEED 1	10	10	70	0.26	0.26	0.19	0.19	0.12	0.12	0.07	0.07	-	-
		12.7	70	0.33	0.33	0.26	0.26	0.19	0.19	0.13	0.13	0.07	0.07
		15	70	0.40	0.40	0.33	0.33	0.26	0.26	0.19	0.19	0.12	0.12
		18	60	0.48	0.48	0.41	0.41	0.33	0.33	0.27	0.27	0.20	0.20
	20	21	50	0.57	0.57	0.49	0.49	0.41	0.41	0.35	0.35	0.28	0.28
		10	70	0.42	0.42	0.31	0.31	0.20	0.20	0.11	0.11	-	-
		12.7	70	0.55	0.55	0.43	0.43	0.33	0.33	0.21	0.21	0.11	0.11
		15	70	0.66	0.66	0.53	0.53	0.42	0.42	0.31	0.31	0.20	0.20
	40	18	60	0.80	0.80	0.68	0.68	0.54	0.54	0.43	0.43	0.32	0.32
		21	50	0.95	0.95	0.82	0.82	0.70	0.70	0.57	0.57	0.46	0.46
		10	70	0.57	0.57	0.42	0.42	0.27	0.27	0.14	0.14	-	-
		12.7	70	0.76	0.76	0.58	0.58	0.44	0.44	0.28	0.28	0.15	0.15
	60	15	70	0.91	0.91	0.74	0.74	0.57	0.57	0.41	0.41	0.26	0.26
		18	60	1.10	1.10	0.93	0.93	0.76	0.76	0.59	0.59	0.44	0.44
		21	50	1.31	1.31	1.13	1.13	0.96	0.96	0.78	0.78	0.62	0.62
		10	70	0.88	0.88	0.63	0.63	0.40	0.40	0.19	0.19	-	-
	70	12.7	70	1.15	1.15	0.89	0.89	0.65	0.65	0.42	0.42	0.21	0.21
		15	70	1.40	1.40	1.12	1.12	0.87	0.87	0.63	0.63	0.40	0.40
		18	60	1.71	1.71	1.43	1.43	1.16	1.16	0.90	0.90	0.66	0.66
		21	50	2.03	2.03	1.75	1.75	1.47	1.47	1.21	1.21	0.95	0.95
	90	10	70	0.98	0.98	0.71	0.71	0.46	0.46	0.22	0.22	-	-
		12.7	70	1.28	1.28	1.00	1.00	0.74	0.74	0.48	0.48	0.24	0.24
		15	70	1.53	1.53	1.25	1.25	0.97	0.97	0.71	0.71	0.46	0.46
		18	60	1.85	1.85	1.56	1.56	1.28	1.28	1.00	1.00	0.74	0.74
	100	21	50	2.18	2.18	1.89	1.89	1.61	1.61	1.32	1.32	1.06	1.06
		10	70	1.74	1.74	1.25	1.25	0.80	0.80	0.39	0.39	-	-
		12.7	70	2.31	2.31	1.78	1.78	1.29	1.29	0.83	0.83	0.41	0.41
		15	70	2.81	2.81	2.25	2.25	1.72	1.72	1.24	1.24	0.79	0.79
120	18	60	3.44	3.44	2.87	2.87	2.31	2.31	1.79	1.79	1.30	1.30	
	21	50	4.10	4.10	3.52	3.52	2.96	2.96	2.41	2.41	1.90	1.90	
	10	70	2.02	2.02	1.44	1.44	0.92	0.92	0.44	0.44	-	-	
	12.7	70	2.68	2.68	2.06	2.06	1.49	1.49	0.95	0.95	0.48	0.48	
	15	70	3.25	3.25	2.59	2.59	1.99	1.99	1.42	1.42	0.91	0.91	
	18	60	3.99	3.99	3.33	3.33	2.68	2.68	2.08	2.08	1.50	1.50	
	21	50	4.75	4.75	4.08	4.08	3.43	3.43	2.79	2.79	2.20	2.20	
	10	70	2.19	2.19	1.57	1.57	1.01	1.01	0.49	0.49	-	-	
	12.7	70	2.87	2.87	2.23	2.23	1.63	1.63	1.05	1.05	0.53	0.53	
	15	70	3.47	3.47	2.80	2.80	2.16	2.16	1.55	1.55	1.00	1.00	
	18	60	4.24	4.24	3.54	3.54	2.87	2.87	2.24	2.24	1.64	1.64	
	21	50	5.04	5.04	4.32	4.32	3.65	3.65	2.99	2.99	2.37	2.37	

SPEED 2	10	10	70	0.28	0.28	0.20	0.20	0.13	0.13	0.07	0.07	-	-
		12.7	70	0.36	0.36	0.28	0.28	0.21	0.21	0.14	0.14	0.07	0.07
		15	70	0.43	0.43	0.35	0.35	0.27	0.27	0.20	0.20	0.12	0.12
		18	60	0.51	0.51	0.43	0.43	0.35	0.35	0.29	0.29	0.20	0.20
	20	21	50	0.60	0.60	0.52	0.52	0.44	0.44	0.36	0.36	0.28	0.28
		10	70	0.46	0.46	0.34	0.34	0.22	0.22	0.11	0.11	-	-
		12.7	70	0.60	0.60	0.47	0.47	0.36	0.36	0.23	0.23	0.11	0.11
		15	70	0.72	0.72	0.58	0.58	0.46	0.46	0.33	0.33	0.22	0.22
	40	18	60	0.88	0.88	0.74	0.74	0.60	0.60	0.47	0.47	0.35	0.35
		21	50	1.05	1.05	0.90	0.90	0.75	0.75	0.62	0.62	0.50	0.50
		10	70	0.65	0.65	0.47	0.47	0.30	0.30	0.15	0.15	-	-
		12.7	70	0.86	0.86	0.66	0.66	0.49	0.49	0.31	0.31	0.16	0.16
	60	15	70	1.03	1.03	0.84	0.84	0.64	0.64	0.46	0.46	0.29	0.29
		18	60	1.26	1.26	1.05	1.05	0.86	0.86	0.67	0.67	0.48	0.48
		21	50	1.50	1.50	1.29	1.29	1.08	1.08	0.89	0.89	0.71	0.71
		10	70	0.99	0.99	0.71	0.71	0.45	0.45	0.21	0.21	-	-
	70	12.7	70	1.30	1.30	1.00	1.00	0.72	0.72	0.46	0.46	0.23	0.23
		15	70	1.58	1.58	1.27	1.27	0.97	0.97	0.70	0.70	0.44	0.44
		18	60	1.94	1.94	1.62	1.62	1.31	1.31	1.01	1.01	0.74	0.74
		21	50	2.32	2.32	1.99	1.99	1.67	1.67	1.36	1.36	1.07	1.07
	90	10	70	1.11	1.11	0.80	0.80	0.51	0.51	0.24	0.24	-	-
		12.7	70	1.44	1.44	1.12	1.12	0.83	0.83	0.53	0.53	0.26	0.26
		15	70	1.74	1.74	1.41	1.41	1.09	1.09	0.79	0.79	0.51	0.51
		18	60	2.10	2.10	1.77	1.77	1.45	1.45	1.13	1.13	0.83	0.83
	100	21	50	2.47	2.47	2.15	2.15	1.82	1.82	1.50	1.50	1.19	1.19
		10	70	1.98	1.98	1.40	1.40	0.89	0.89	0.42	0.42	-	-
		12.7	70	2.64	2.64	2.02	2.02	1.45	1.45	0.93	0.93	0.45	0.45
		15	70	3.22	3.22	2.57	2.57	1.95	1.95	1.38	1.38	0.88	0.88
120	18	60	3.98	3.98	3.31	3.31	2.65	2.65	2.04	2.04	1.47	1.47	
	21	50	4.76	4.76	4.07	4.07	3.41	3.41	2.76	2.76	2.16	2.16	
	10	70	2.18	2.18	1.55	1.55	0.98	0.98	0.47	0.47	-	-	
	12.7	70	2.91	2.91	2.23	2.23	1.60	1.60	1.02	1.02	0.50	0.50	
	15	70	3.53	3.53	2.81	2.81	2.15	2.15	1.53	1.53	0.97	0.97	
	18	60	4.35	4.35	3.62	3.62	2.91	2.91	2.24	2.24	1.62	1.62	
	21	50	5.17	5.17	4.45	4.45	3.73	3.73	3.03	3.03	2.38	2.38	
	10	70	2.42	2.42	1.74	1.74	1.11	1.11	0.53	0.53	-	-	
	12.7	70	3.21	3.21	2.47	2.47	1.79	1.79	1.15	1.15	0.58	0.58	
	15	70	3.89	3.89	3.13	3.13	2.39	2.39	1.72	1.72	1.10	1.10	
	18	60	4.77	4.77	3.96	3.96	3.20	3.20	2.50	2.50	1.81	1.81	
	21	50	5.68	5.68	4.85	4.85	4.10	4.10	3.34	3.34	2.64	2.64	

# R407C

	MODEL	AIR ON °C	HUMIDITY % RH	EVAPORATING TEMPERATURE °C									
				0		2.5		5		7.5		10	
				TOTAL	SENS	TOTAL	SENS	TOTAL	SENS	TOTAL	SENS	TOTAL	SENS
SPEED 3	10	10	70	0.30	0.30	0.22	0.22	0.14	0.14	0.08	0.08	-	-
		12.7	70	0.39	0.39	0.31	0.31	0.23	0.23	0.15	0.15	0.08	0.08
		15	70	0.47	0.47	0.38	0.38	0.30	0.30	0.22	0.22	0.14	0.14
		18	60	0.57	0.57	0.48	0.48	0.39	0.39	0.31	0.31	0.23	0.23
	20	21	50	0.68	0.68	0.58	0.58	0.49	0.49	0.40	0.40	0.33	0.33
		10	70	0.50	0.50	0.37	0.37	0.24	0.24	0.11	0.11	-	-
		12.7	70	0.66	0.66	0.52	0.52	0.39	0.39	0.25	0.25	0.12	0.12
		15	70	0.80	0.80	0.65	0.65	0.49	0.49	0.37	0.37	0.24	0.24
	40	18	60	0.99	0.99	0.82	0.82	0.66	0.66	0.52	0.52	0.38	0.38
		21	50	1.18	1.18	1.00	1.00	0.84	0.84	0.69	0.69	0.55	0.55
		10	70	0.80	0.80	0.57	0.57	0.36	0.36	0.17	0.17	-	-
		12.7	70	1.06	1.06	0.82	0.82	0.58	0.58	0.37	0.37	0.18	0.18
	60	15	70	1.29	1.29	1.03	1.03	0.79	0.79	0.56	0.56	0.35	0.35
		18	60	1.58	1.58	1.32	1.32	1.06	1.06	0.82	0.82	0.59	0.59
		21	50	1.87	1.87	1.62	1.62	1.36	1.36	1.11	1.11	0.87	0.87
		10	70	1.10	1.10	0.77	0.77	0.49	0.49	0.23	0.23	-	-
	70	12.7	70	1.47	1.47	1.12	1.12	0.80	0.80	0.51	0.51	0.25	0.25
		15	70	1.79	1.79	1.43	1.43	1.08	1.08	0.76	0.76	0.49	0.49
		18	60	2.21	2.21	1.84	1.84	1.47	1.47	1.14	1.14	0.81	0.81
		21	50	2.62	2.62	2.26	2.26	1.89	1.89	1.53	1.53	1.20	1.20
90	10	70	1.27	1.27	0.91	0.91	0.58	0.58	0.27	0.27	-	-	
	12.7	70	1.66	1.66	1.29	1.29	0.95	0.95	0.60	0.60	0.30	0.30	
	15	70	2.00	2.00	1.62	1.62	1.25	1.25	0.90	0.90	0.57	0.57	
	18	60	2.43	2.43	2.05	2.05	1.66	1.66	1.30	1.30	0.95	0.95	
100	21	50	2.86	2.86	2.48	2.48	2.11	2.11	1.73	1.73	1.37	1.37	
	10	70	2.13	2.13	1.50	1.50	0.95	0.95	0.44	0.44	-	-	
	12.7	70	2.85	2.85	2.17	2.17	1.55	1.55	0.98	0.98	0.48	0.48	
	15	70	3.49	3.49	2.77	2.77	2.10	2.10	1.48	1.48	0.94	0.94	
120	18	60	4.32	4.32	3.58	3.58	2.85	2.85	2.19	2.19	1.56	1.56	
	21	50	5.14	5.14	4.42	4.42	3.68	3.68	2.98	2.98	2.23	2.23	
	10	70	2.30	2.30	1.63	1.63	1.02	1.02	0.49	0.49	-	-	
	12.7	70	3.07	3.07	2.35	2.35	1.68	1.68	1.06	1.06	0.52	0.52	
120	15	70	3.75	3.75	2.98	2.98	2.27	2.27	1.61	1.61	1.01	1.01	
	18	60	4.61	4.61	3.84	3.84	3.08	3.08	2.37	2.37	1.70	1.70	
	21	50	5.46	5.46	4.73	4.73	3.96	3.96	3.21	3.21	2.51	2.51	
	10	70	3.01	3.01	2.12	2.12	1.33	1.33	0.63	0.63	-	-	
120	12.7	70	4.04	4.04	3.07	3.07	2.20	2.20	1.38	1.38	0.68	0.68	
	15	70	4.95	4.95	3.94	3.94	2.97	2.97	2.10	2.10	1.32	1.32	
	18	60	6.12	6.12	5.05	5.05	4.05	4.05	3.10	3.10	2.22	2.22	
	21	50	7.25	7.25	6.23	6.23	5.23	5.23	4.23	4.23	3.29	3.29	

SPEED 4	10	10	70	0.32	0.32	0.24	0.24	0.16	0.16	0.08	0.08	-	-
		12.7	70	0.42	0.42	0.34	0.34	0.25	0.25	0.16	0.16	0.08	0.08
		15	70	0.51	0.51	0.41	0.41	0.32	0.32	0.24	0.24	0.16	0.16
		18	60	0.63	0.63	0.53	0.53	0.43	0.43	0.34	0.34	0.25	0.25
	20	21	50	0.76	0.76	0.63	0.63	0.55	0.55	0.45	0.45	0.36	0.36
		10	70	0.56	0.56	0.41	0.41	0.26	0.26	0.13	0.13	-	-
		12.7	70	0.74	0.74	0.58	0.58	0.44	0.44	0.27	0.27	0.14	0.14
		15	70	0.90	0.90	0.73	0.73	0.55	0.55	0.40	0.40	0.26	0.26
	40	18	60	1.11	1.11	0.92	0.92	0.74	0.74	0.58	0.58	0.42	0.42
		21	50	1.34	1.34	1.14	1.14	0.95	0.95	0.77	0.77	0.61	0.61
		10	70	0.90	0.90	0.63	0.63	0.39	0.39	0.18	0.18	-	-
		12.7	70	1.19	1.19	0.91	0.91	0.65	0.65	0.41	0.41	0.19	0.19
	60	15	70	1.45	1.45	1.16	1.16	0.88	0.88	0.62	0.62	0.39	0.39
		18	60	1.77	1.77	1.49	1.49	1.19	1.19	0.92	0.92	0.66	0.66
		21	50	2.09	2.09	1.81	1.81	1.53	1.53	1.25	1.25	0.98	0.98
		10	70	1.22	1.22	0.86	0.86	0.54	0.54	0.25	0.25	-	-
	70	12.7	70	1.65	1.65	1.25	1.25	0.89	0.89	0.56	0.56	0.27	0.27
		15	70	2.02	2.02	1.60	1.60	1.20	1.20	0.84	0.84	0.53	0.53
		18	60	2.49	2.49	2.07	2.07	1.65	1.65	1.26	1.26	0.90	0.90
		21	50	2.93	2.93	2.54	2.54	2.13	2.13	1.72	1.72	1.34	1.34
90	10	70	1.45	1.45	1.03	1.03	0.65	0.65	0.30	0.30	-	-	
	12.7	70	1.91	1.91	1.48	1.48	1.06	1.06	0.68	0.68	0.33	0.33	
	15	70	2.31	2.31	1.87	1.87	1.43	1.43	1.02	1.02	0.65	0.65	
	18	60	2.79	2.79	2.37	2.37	1.92	1.92	1.49	1.49	1.08	1.08	
100	21	50	3.27	3.27	2.85	2.85	2.43	2.43	2.00	2.00	1.58	1.58	
	10	70	2.29	2.29	1.61	1.61	1.00	1.00	0.47	0.47	-	-	
	12.7	70	3.10	3.10	2.34	2.34	1.66	1.66	1.04	1.04	0.51	0.51	
	15	70	3.80	3.80	3.01	3.01	2.26	2.26	1.59	1.59	0.99	0.99	
120	18	60	4.72	4.72	3.90	3.90	3.11	3.11	2.37	2.37	1.68	1.68	
	21	50	5.58	5.58	4.83	4.83	4.02	4.02	3.24	3.24	2.51	2.51	
	10	70	2.59	2.59	1.81	1.81	1.13	1.13	0.52	0.52	-	-	
	12.7	70	3.48	3.48	2.64	2.64	1.87	1.87	1.17	1.17	0.57	0.57	
120	15	70	4.27	4.27	3.38	3.38	2.55	2.55	1.78	1.78	1.12	1.12	
	18	60	5.24	5.24	4.38	4.38	3.50	3.50	2.67	2.67	1.89	1.89	
	21	50	6.18	6.18	5.35	5.35	4.52	4.52	3.64	3.64	2.83	2.83	
	10	70	3.14	3.14	2.20	2.20	1.37	1.37	0.65	0.65	-	-	
120	12.7	70	4.23	4.23	3.21	3.21	2.28	2.28	1.43	1.43	0.69	0.69	
	15	70	5.18	5.18	4.12	4.12	3.10	3.10	2.17	2.17	1.37	1.37	
	18	60	6.42	6.42	5.30	5.30	4.24	4.24	3.24	3.24	2.31	2.31	
	21	50	7.58	7.58	6.52	6.52	5.48	5.48	4.42	4.42	3.44	3.44	

# R407C

	MODEL	AIR ON °C	HUMIDITY % RH	EVAPORATING TEMPERATURE °C									
				0		2.5		5		7.5		10	
				TOTAL	SENS	TOTAL	SENS	TOTAL	SENS	TOTAL	SENS	TOTAL	SENS
SPEED 5	10	10	70	0.36	0.36	0.27	0.27	0.17	0.17	0.08	0.08	-	-
		12.7	70	0.47	0.47	0.36	0.36	0.27	0.27	0.18	0.18	0.09	0.09
		15	70	0.57	0.57	0.46	0.46	0.35	0.35	0.27	0.27	0.17	0.17
		18	60	0.71	0.71	0.59	0.59	0.48	0.48	0.37	0.37	0.27	0.27
		21	50	0.85	0.85	0.73	0.73	0.61	0.61	0.50	0.50	0.39	0.39
	20	10	70	0.62	0.62	0.44	0.44	0.29	0.29	0.14	0.14	-	-
		12.7	70	0.83	0.83	0.64	0.64	0.49	0.49	0.30	0.30	0.15	0.15
		15	70	1.02	1.02	0.81	0.81	0.62	0.62	0.44	0.44	0.29	0.29
		18	60	1.27	1.27	1.05	1.05	0.83	0.83	0.65	0.65	0.47	0.47
		21	50	1.54	1.54	1.31	1.31	1.09	1.09	0.88	0.88	0.68	0.68
	40	10	70	0.99	0.99	0.69	0.69	0.42	0.42	0.19	0.19	-	-
		12.7	70	1.32	1.32	1.00	1.00	0.71	0.71	0.44	0.44	0.21	0.21
		15	70	1.61	1.61	1.28	1.28	0.97	0.97	0.68	0.68	0.42	0.42
		18	60	1.96	1.96	1.65	1.65	1.33	1.33	1.02	1.02	0.72	0.72
		21	50	2.30	2.30	2.00	2.00	1.70	1.70	1.39	1.39	1.08	1.08
	60	10	70	1.38	1.38	0.96	0.96	0.59	0.59	0.27	0.27	-	-
		12.7	70	1.88	1.88	1.42	1.42	0.99	0.99	0.62	0.62	0.29	0.29
		15	70	2.31	2.31	1.83	1.83	1.36	1.36	0.94	0.94	0.59	0.59
		18	60	2.82	2.82	2.37	2.37	1.88	1.88	1.43	1.43	1.01	1.01
		21	50	3.34	3.34	2.88	2.88	2.44	2.44	1.97	1.97	1.51	1.51
	70	10	70	1.70	1.70	1.20	1.20	0.75	0.75	0.34	0.34	-	-
		12.7	70	2.27	2.27	1.74	1.74	1.24	1.24	0.78	0.78	0.37	0.37
		15	70	2.72	2.72	2.21	2.21	1.68	1.68	1.19	1.19	0.74	0.74
		18	60	3.29	3.29	2.78	2.78	2.27	2.27	1.75	1.75	1.26	1.26
		21	50	3.86	3.86	3.36	3.36	2.86	2.86	2.37	2.37	1.86	1.86
	90	10	70	2.45	2.45	1.71	1.71	1.05	1.05	0.49	0.49	-	-
		12.7	70	3.33	3.33	2.50	2.50	1.76	1.76	1.10	1.10	0.53	0.53
		15	70	4.10	4.10	3.24	3.24	2.41	2.41	1.69	1.69	1.04	1.04
18		60	5.06	5.06	4.21	4.21	3.33	3.33	2.54	2.54	1.78	1.78	
21		50	5.99	5.99	5.18	5.18	4.34	4.34	3.49	3.49	2.69	2.69	
100	10	70	2.79	2.79	1.94	1.94	1.20	1.20	0.55	0.55	-	-	
	12.7	70	3.77	3.77	2.85	2.85	2.01	2.01	1.24	1.24	0.60	0.60	
	15	70	4.64	4.64	3.65	3.65	2.75	2.75	1.91	1.91	1.19	1.19	
	18	60	5.65	5.65	4.76	4.76	3.78	3.78	2.88	2.88	2.03	2.03	
	21	50	6.68	6.68	5.78	5.78	4.90	4.90	3.95	3.95	3.06	3.06	
120	10	70	3.85	3.85	2.64	2.64	1.61	1.61	0.74	0.74	-	-	
	12.7	70	5.26	5.26	3.93	3.93	2.74	2.74	1.68	1.68	0.80	0.80	
	15	70	6.49	6.49	5.12	5.12	3.78	3.78	2.60	2.60	1.59	1.59	
	18	60	7.90	7.90	6.61	6.61	5.28	5.28	3.98	3.98	2.78	2.78	
	21	50	9.36	9.36	8.04	8.04	6.83	6.83	5.52	5.52	4.24	4.24	

SPEED 6	10	10	70	0.36	0.39	0.29	0.29	0.19	0.19	0.09	0.09	-	-
		12.7	70	0.52	0.52	0.40	0.40	0.30	0.30	0.20	0.20	0.10	0.10
		15	70	0.64	0.64	0.51	0.51	0.39	0.39	0.29	0.29	0.19	0.19
		18	60	0.80	0.80	0.66	0.66	0.53	0.53	0.41	0.41	0.30	0.30
		21	50	0.97	0.97	0.81	0.81	0.68	0.68	0.55	0.55	0.43	0.43
	20	10	70	0.69	0.69	0.49	0.49	0.31	0.31	0.15	0.15	-	-
		12.7	70	0.93	0.93	0.70	0.70	0.53	0.53	0.33	0.33	0.16	0.16
		15	70	1.15	1.15	0.90	0.90	0.68	0.68	0.48	0.48	0.31	0.31
		18	60	1.44	1.44	1.18	1.18	0.93	0.93	0.71	0.71	0.52	0.52
		21	50	1.75	1.75	1.48	1.48	1.22	1.22	0.98	0.98	0.76	0.76
	40	10	70	1.11	1.11	0.76	0.76	0.47	0.47	0.21	0.21	-	-
		12.7	70	1.50	1.50	1.13	1.13	0.79	0.79	0.49	0.49	0.23	0.23
		15	70	1.81	1.81	1.46	1.46	1.09	1.09	0.75	0.75	0.46	0.46
		18	60	2.20	2.20	1.86	1.86	1.51	1.51	1.15	1.15	0.80	0.80
		21	50	2.60	2.60	2.25	2.25	1.91	1.91	1.57	1.57	1.22	1.22
	60	10	70	1.57	1.57	1.07	1.07	0.65	0.65	0.29	0.29	-	-
		12.7	70	2.15	2.15	1.60	1.60	1.11	1.11	0.68	0.68	0.32	0.32
		15	70	2.63	2.63	2.09	2.09	1.55	1.55	1.06	1.06	0.64	0.64
		18	60	3.20	3.20	2.69	2.69	2.16	2.16	1.63	1.63	1.12	1.12
		21	50	3.79	3.79	3.27	3.27	2.77	2.77	2.26	2.26	1.72	1.72
	70	10	70	2.01	2.01	1.40	1.40	0.86	0.86	0.39	0.39	-	-
		12.7	70	2.66	2.66	2.05	2.05	1.45	1.45	0.90	0.90	0.42	0.42
		15	70	3.18	3.18	2.60	2.60	1.98	1.98	1.38	1.38	0.85	0.85
		18	60	3.84	3.84	3.25	3.25	2.66	2.66	2.07	2.07	1.47	1.47
		21	50	4.52	4.52	3.93	3.93	3.34	3.34	2.77	2.77	2.20	2.20
	90	10	70	2.69	2.69	1.85	1.85	1.13	1.13	0.52	0.52	-	-
		12.7	70	3.66	3.66	2.75	2.75	1.91	1.91	1.18	1.18	0.57	0.57
		15	70	4.54	4.54	3.56	3.56	2.65	2.65	1.82	1.82	1.12	1.12
18		60	5.55	5.55	4.66	4.66	3.68	3.68	2.78	2.78	1.94	1.94	
21		50	6.58	6.58	5.68	5.68	4.80	4.80	3.84	3.84	2.96	2.96	
100	10	70	3.01	3.01	2.06	2.06	1.26	1.26	0.58	0.58	-	-	
	12.7	70	4.10	4.10	3.08	3.08	2.15	2.15	1.32	1.32	0.63	0.63	
	15	70	5.03	5.03	3.97	3.97	2.96	2.96	2.05	2.05	1.25	1.25	
	18	60	6.11	6.11	5.14	5.14	4.12	4.12	3.12	3.12	2.18	2.18	
	21	50	7.23	7.23	6.25	6.25	5.28	5.28	4.30	4.30	3.31	3.31	

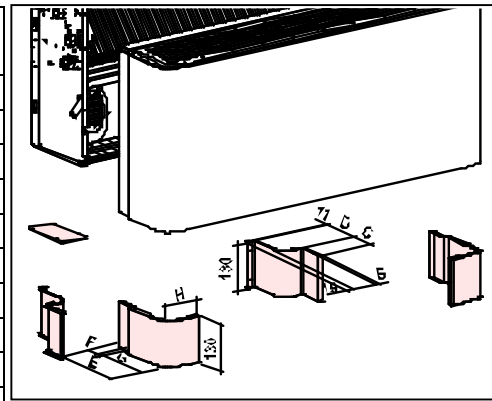
## Electrical Data

ELECTRICAL DATA											
MODEL	Spd	A'flow (l/s)	Input (watts)		FLC (Amps)		S.C. (Amps)		Specific Fan Power		Electric Heater
			AC	EC/DC	AC	EC/DC	AC	EC/DC	AC	EC/DC	
DXT 10	1	33	19	6	0.11	0.09	0.17	0.14	0.58	0.18	2.6
	2	36	22	6	0.13	0.10	0.20	0.15	0.61	0.17	
	3	42	25	8	0.15	0.12	0.23	0.18	0.59	0.19	
	4	50	28	10	0.17	0.15	0.25	0.23	0.56	0.20	
	5	60	30	11	0.18	0.17	0.27	0.25	0.50	0.18	
	6	73	32	12	0.19	0.18	0.29	0.27	0.44	0.16	
DXT 20	1	49	21	10	0.13	0.11	0.19	0.16	0.43	0.21	4.4
	2	55	24	11	0.14	0.12	0.22	0.17	0.43	0.20	
	3	64	27	13	0.16	0.14	0.24	0.20	0.42	0.20	
	4	76	30	15	0.18	0.16	0.27	0.24	0.39	0.20	
	5	92	35	18	0.21	0.19	0.32	0.28	0.38	0.20	
	6	108	38	20	0.23	0.21	0.34	0.32	0.35	0.18	
DXT 40	1	59	28	12	0.17	0.22	0.25	0.32	0.47	0.20	4.4
	2	69	31	13	0.19	0.23	0.28	0.35	0.45	0.19	
	3	91	39	15	0.23	0.27	0.35	0.41	0.43	0.17	
	4	105	45	16	0.27	0.29	0.41	0.43	0.43	0.15	
	5	119	50	18	0.30	0.32	0.45	0.49	0.42	0.15	
	6	140	54	21	0.32	0.38	0.49	0.57	0.39	0.15	
DXT 60	1	98	43	15	0.26	0.41	0.39	0.61	0.44	0.15	8.7
	2	113	51	18	0.31	0.49	0.46	0.73	0.45	0.16	
	3	132	60	20	0.36	0.54	0.54	0.81	0.45	0.15	
	4	153	72	28	0.43	0.76	0.65	1.13	0.47	0.18	
	5	181	80	34	0.48	0.92	0.72	1.38	0.44	0.19	
	6	215	90	42	0.54	1.13	0.81	1.70	0.42	0.20	
DXT 70	1	94	39	14	0.23	0.25	0.35	0.38	0.42	0.15	8.7
	2	109	46	17	0.28	0.31	0.41	0.46	0.42	0.16	
	3	128	52	19	0.31	0.34	0.47	0.51	0.41	0.15	
	4	153	64	28	0.38	0.50	0.58	0.76	0.42	0.18	
	5	187	70	35	0.42	0.63	0.63	0.95	0.37	0.19	
	6	229	83	44	0.50	0.79	0.75	1.19	0.36	0.19	
DXT 90	1	203	138	45	0.83	0.48	1.24	0.72	0.71	0.22	13.0
	2	243	152	61	0.91	0.65	1.37	0.97	0.63	0.25	
	3	268	162	78	0.97	0.83	1.46	1.24	0.61	0.29	
	4	298	171	90	1.03	0.95	1.54	1.43	0.57	0.30	
	5	328	180	103	1.08	1.09	1.62	1.64	0.55	0.31	
	6	372	203	113	1.22	1.20	1.83	1.80	0.55	0.30	
DXT 100	1	231	143	52	0.86	0.55	1.29	0.83	0.62	0.22	13.0
	2	258	165	64	0.99	0.68	1.49	1.02	0.64	0.25	
	3	289	189	79	1.13	0.84	1.70	1.26	0.65	0.27	
	4	323	203	102	1.22	1.08	1.83	1.62	0.63	0.32	
	5	359	213	116	1.28	1.23	1.92	1.84	0.59	0.32	
	6	398	218	135	1.31	1.43	1.96	2.15	0.55	0.34	
DXT 120	1	242	162	61	0.97	0.65	1.46	0.97	0.67	0.25	17.4
	2	279	178	79	1.07	0.84	1.60	1.26	0.64	0.28	
	3	378	214	135	1.28	1.43	1.93	2.15	0.57	0.36	
	4	421	234	156	1.40	1.65	2.11	2.48	0.56	0.37	
	5	530	273	201	1.64	2.13	2.46	3.20	0.52	0.38	

## PAIR OF ENAMELLED FEET

Pair of feet in pre-enamelled sheet metal designed to support the fan coil for floor-standing installation.

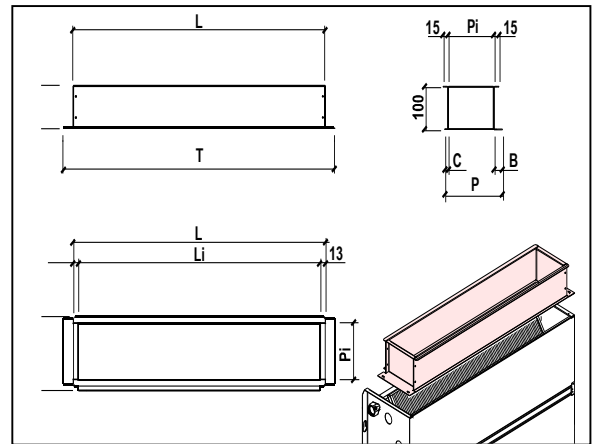
MOD.	A mm	B mm	C mm	D mm	E mm	F mm	G mm	H mm
DXT10	68	10	75	125	225	45	170	110
DXT2	68	10	75	125	225	45	170	110
DXT30	68	10	75	125	225	45	170	110
DXT40	68	10	75	125	225	45	170	110
DXT50	68	10	75	125	225	45	170	110
DXT60	68	10	75	125	225	45	170	110
DXT70	68	10	75	125	225	45	170	110
DXT80	68	10	75	125	225	45	170	110
DXT90	68	10	75	125	225	45	170	110
DXT100	105	14	100	129	256	-	-	112
DXT110	105	14	100	129	256	-	-	112
DXT120	105	14	100	129	256	-	-	112



## STRAIGHT OUTLET FITTING

In galvanised sheet metal, suitable for Horizontal or Vertical Chassis units

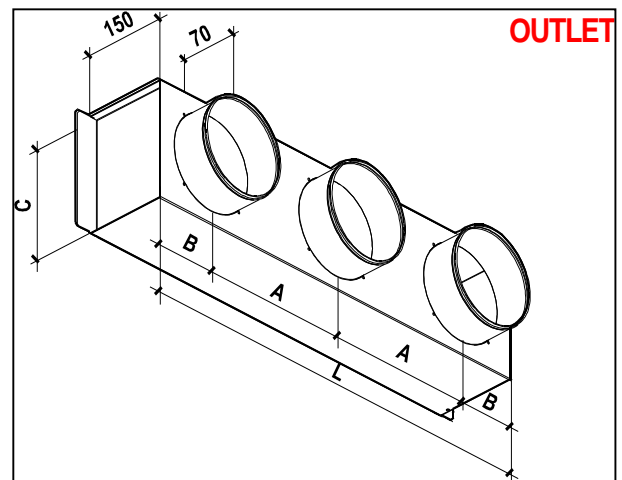
MOD.	L mm	Li mm	T mm	P mm	Pi mm	A mm	B mm	C mm
DXT10	343	317	397	170	135	13	25	10
DXT20	543	517	597	170	135	13	25	10
DXT30	743	717	797	170	135	13	25	10
DXT40	743	717	797	170	135	13	25	10
DXT50	943	917	997	170	135	13	25	10
DXT60	943	917	997	170	135	13	25	10
DXT70	943	917	997	170	135	13	25	10
DXT80	1.143	1.117	1.197	170	135	13	25	10
DXT90	1.143	1.117	1.197	170	135	13	25	10
DXT100	1.365	1.335	*	160	149	15	10	*
DXT110	1.665	1.635	*	160	149	15	10	*
DXT120	1.665	1.635	*	160	149	15	10	*



## OUTLET PLENUM

In galvanised sheet metal, suitable for Horizontal or Vertical Chassis units

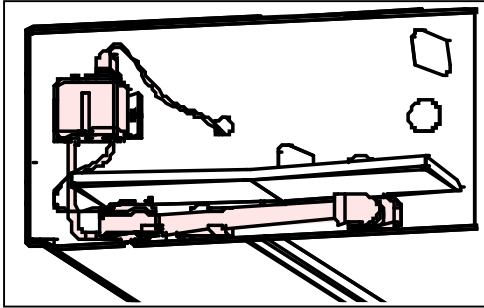
MOD.	CODE	A mm	B mm	C mm	L mm	N.xØ n
DXT10		-	171,5	195	343	1x160
DXT20		327	108	195	543	2x160
DXT30		263,5	108	195	743	3x160
DXT40		263,5	108	195	743	3x160
DXT50		242,5	108	195	943	4x160
DXT60		242,5	108	195	943	4x160
DXT70		242,5	108	195	943	4x160
DXT80		309	108	195	1.143	4x160
DXT90		309	108	195	1.143	4x160
DXT100		350	157,5	240	1.365	4x200
DXT110		324,3	164	240	1.665	5x200
DXT120		324,3	164	240	1.665	5x200



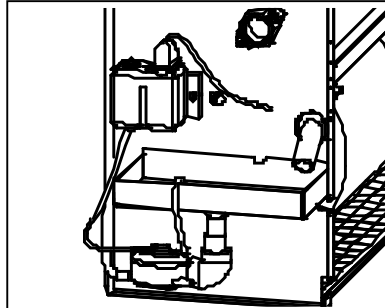
## CONDENSATE DRAIN PUMP

Float activated condensate pump with filter. Incorporates overheat protection device and high condensate level alarm contact (when our standard valves are fitted, this contact is in use to close the cooling valve upon high condensate level alarm condition)

### Horizontal version



### Vertical Version



#### For Models DXT 10 – DXT 60

Mains supply	230V - 50Hz 18W
Max. flow rate	8 l/h
Max. suction head	1 m
Max. discharge head	6 m
Alarm contact	NC 8 A resistive
Thermal protection (overheat)	90°C
Sound level	<28dB(A) a 1 m
Pump dimensions	L 66 x l 44 x h 60 mm
Detection unit dimensions	L 55 x l 38 x h 32 mm

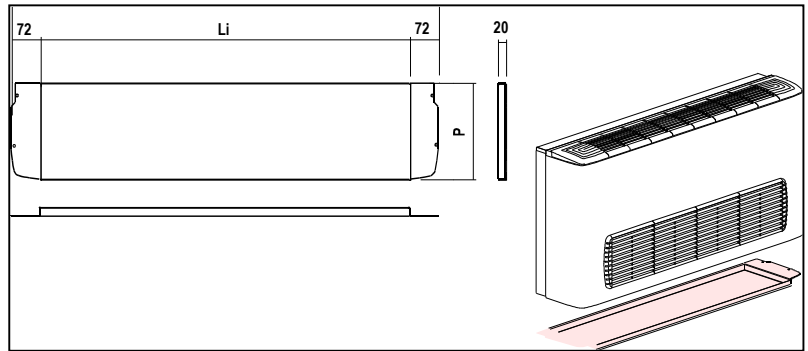
#### For Models DXT 70 – DXT 120

Mains supply	230V - 50Hz 18W
Max. flow rate	20 l/h
Max. suction head	2 m
Max. discharge head	6 m
Alarm contact	NC 8 A resistive
Thermal protection (overheat)	90°C
Sound level	<34dB(A) a 1 m
Pump dimensions	L 66 x l 44 x h 60 mm
Detection unit dimensions	L 55 x l 38 x h 32 mm

### BOTTOM PANEL WITHOUT GRILLE

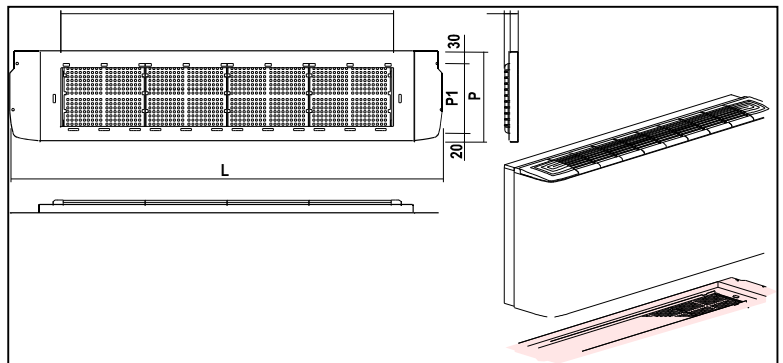
Painted sheet metal panel for closing the bottom part of the fan coil when exposed (for versions with front intake).

MOD.	CODE	L mm	Li mm	P mm
DXT10		655	511	220
DXT20		855	711	220
DXT30		1.055	911	220
DXT40		1.055	911	220
DXT50		1.255	1.111	220
DXT60		1.255	1.111	220
DXT70		1.255	1.111	220
DXT80		1.455	1.311	220
DXT90		1.455	1.311	220
DXT100		1.665	1.521	240
DXT110		1.965	1.821	240
DXT120		1.965	1.821	240



### BOTTOM PANEL WITH GRILLE AND FILTER

MOD.	CODE	L mm	Li mm	P mm	Pi mm
DXT10		655	412	220	170
DXT20		855	612	220	170
DXT30		1.055	812	220	170
DXT40		1.055	812	220	170
DXT50		1.255	1.012	220	170
DXT60		1.255	1.012	220	170
DXT70		1.255	1.012	220	170
DXT80		1.455	1.212	220	170
DXT90		1.455	1.212	220	170
DXT100		1.665	1.412	240	190
DXT110		1.965	1.612	240	190
DXT120		1.965	1.612	240	190



### CHASSIS UNIT FAN STATIC PRESSURE LIMITS

When connecting ductwork to Topaz vertical or horizontal chassis versions, the maximum fan static pressure limits should be observed. The table below depicts the maximum static pressure available in relation to unit model size and fan speed. At these maxima, the unit airflow is reduced by approximately 50% of that available with free discharge. The associated heating and cooling duties reduce by corresponding amounts. MAX / MED / MIN in the table denotes the factory default speed settings.

		MODEL												
			DXT 10	DXT 20	DXT3 0	DXT 40	DXT 50	DXT 60	DXT 70	DXT 80	DXT 90	DXT 100	DXT 110	DXT 120
4 PIPE SYSTEM	Pa	1	8	10	6	8	14 min	10	11	30 min	27 min	43	37	47
	Pa	2	9 min	12 min	8 min	9 min	17	13 min	15	38 med	33	48 min	47 min	58 min
	Pa	3	11	15 med	13 med	14 med	21 med	18	20 min	42 max	37 med	61 med	67 med	73
	Pa	4	15 med	19 max	15 max	17 max	25 max	22 med	28 med	50	40	67	75	79 med
	Pa	5	19 max	25	19	22 max	32	28 max	36 max	55	44 max	74 max	83 max	82 max
	Pa	6	25	32	24	30	38	35	44	60	51	82		

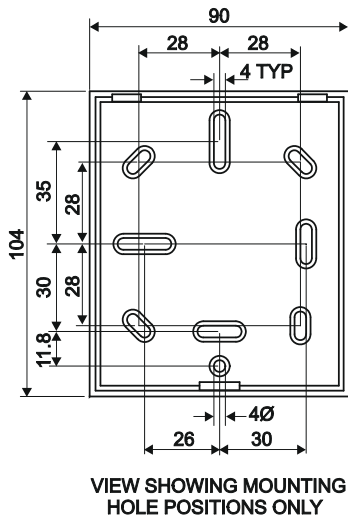
## RCC 30 REMOTE CONTROLLER 97200211 - NEW INSTALLATION

The position of the thermostat should account for specific site application:-

- i) Mount on a flat surface within the area conditioned by the unit to which it is connected.
- ii) Avoid draughts, heat from radiators, proximity to hot/cold water pipes, direct sunlight.
- iii) Avoid corners of the room where air is likely to stagnate.
- iv) Avoid direct air discharge from the unit onto the thermostat.
- v) Avoid positions where the thermostat may be covered or obscured.
- vi) If the room contains pillars, mount on the side of the pillar furthest away from the unit.

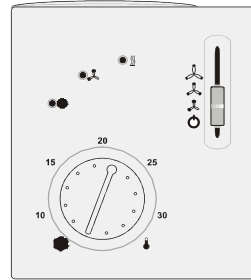
Using a flat-bladed screwdriver in the slot at the bottom of the casing, lever off the cover.

Mount the backpanel directly to a wall or onto a plinth, using the fasteners supplied.



- ⏏ Neon lit in heating
- ⏏ Neon lit when fan runs
- Neon lit in cooling

Adjustable thermostat  
(normally 17°C- 30°C)



- ⏏ Max fan speed
- ⏏ Med fan speed
- ⏏ Min fan speed
- ⏏ Off (standby)

The thermostat should be wired with 7 cores of double insulated cable, 0.5mm<sup>2</sup> minimum, preferably in plastic conduit for good appearance. Connections are shown on the table on page 2.

The temperature range is factory set to 17°C - 30°C: it is recommended that this is maintained, but if adjustment is needed (eg. to save energy, a range of 21°C - 25°C might be desired) carefully prise off the rotary dial and reset the stops to suit.

Heating is possible only if the system includes a heat pump outdoor unit, or if electric heaters or a Low Pressure Hot Water coil (CW) has been fitted.

RCC 30 optional return air sensor 97200212 can detect return air temperature at the unit rather than the controller. It should be wired between B1 and M on the RCC 30.

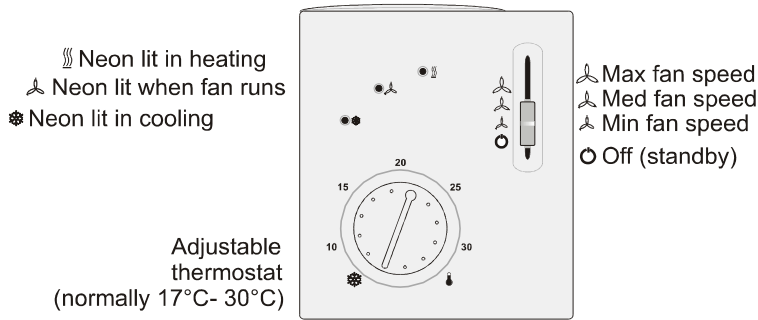
The KLRe 52552 return air sensor is not suitable for use with the RCC 30 thermostat: use 97200212 return air sensor.

DIP switches at the bottom rear of the controller are factory set as shown below: these are the recommended settings.

DIP switch	Function	ON position	OFF position
1	Fan control	Fan control is temperature dependent in all operating modes	Fan control in normal operation is temperature independent
2	Operating mode changeover via external switch	Changeover between normal operation and energy saving mode	Changeover between normal operation and standby
3	Action of switch for externally operated mode changeover	Changeover activated when contact of switch is closed	Changeover activated when contact of switch is open
4	Standby	Frost protection disabled	Frost protection enabled
5	Switching differential	1K in heating mode, 0.5K in cooling mode	4K in heating mode, 2K in cooling mode
6	Dead zone in normal operation	2K	5K

= factory settings

# OPERATING INSTRUCTION RCC 30 REMOTE CONTROLLER



## ON / OFF AND FAN SPEEDS

The slider controls the fan speeds as shown above: in its lowest position the unit is in standby ie. the air conditioner has power supplied to it but does not operate.

## TEMPERATURE CONTROL

The desired room temperature is set using the rotary switch.

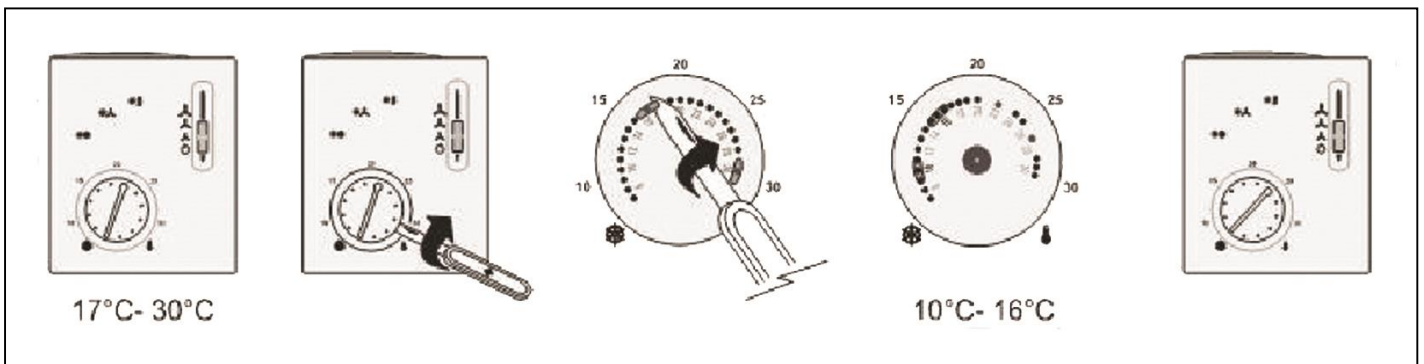
Normally the range is restricted to 17°C - 30°C, although the installer may have set the minimum higher or the maximum lower (eg 20°C - 25°C) to conserve energy.

After resetting the temperature, there may be a short delay (2-3 minutes) before the system operates in its new mode. The air conditioner will then attempt to satisfy the set temperature.

Heating is possible only if the system includes a heat pump outdoor unit or if electric heaters have been fitted (DX systems), or if an LPHW coil is fitted or the unit is supplied from a reverse cycle chiller (CW systems).

**For specified low temperature systems** : the range is restricted from between 10°C and 16°C.

This adjustment can be made by carefully prising off the rotary dial and re-setting the stops as required.



## TROUBLE SHOOTING

<b>Unit will not cool</b>	No mains supply to the control board.
<b>Pump does not run</b>	The fuse on the pcba has failed (315 mA x 20mm) Sensor is disconnected from the control board
<b>Cooling is interrupted</b>	Restriction in pump flow allowing the condensate level to rise and trip the overflow circuit - check for blockage or kink in hoses. Condensate at high level -- tripping overflow circuit Pump filter blocked - remove, clean and replace
<b>Excessive pump noise</b>	Air leak in hoses and/or joints Pumping without water in sump -- control board fault Loose connection between the sensor and the control board Loose fuse, intermittent mains supply to the control board Water syphoning due to lack of an air break in the outlet from the pump

## APPLICATION NOTES

- 1 The pump will work against a 5m head. Flow rate is highest with minimum head.
- 2 Long drains should not be exposed outdoors, as condensate may freeze and block the drain in winter.
- 3 Ensure that there are no kinks in any of the drain hoses as this could seriously affect the pump performance.
- 4 Avoid having the drain outlet more than 200mm below the level of the pump, otherwise syphoning may occur, giving rise to noisy pump operation. Avoid this by fitting an air break eg. by pumping into a larger diameter pipe than that from the pump.
- 5 Clean the filter at regular intervals.

